





District Health Assessment for Multiple District 101 through June 2025

		Clubs							Membership							Member Strength		Cancellation		Reports			Finance	Leadership			
District Name	Status/ Number of Months in Status *	Active Clubs	Clubs in Status Quo	Total Clubs	% Status Quo Clubs in Financial Suspension	New Clubs	Cancelled Clubs	YTD Net Club Gain/ Loss	Current Members In Active Clubs	Current Members In Status Quo Clubs	Current Total Members Count	YTD Add	YTD Drop	YTD NetGrowth (includes Active and Status Quo)	YTD NetGrowth% (includes Active and Status Quo)	Member Count 12 Months Ago	Average Member Count Per Club	% of Clubs with less than 20 members	Average Cancelled Club Age	Members Lost Due to Cancelled Clubs	% of Clubs Reporting Service	% No MMR in 3 Months	% No Officer Report in 12 months	% of Clubs with balance 90+ days	Number of Zone Chairs Recorded	Number of Region Chairs Recorded	District Officers Vacancies **
101 M	T(24)	55	0	55	0%	0	6	-6	1005	0	1005	93	140	-47	-4.47%	1,052	18	64%	63	74	9%	31%	0%	0%	8	0	
101 N	T(24)	34	0	34	0%	0	3	-3	718	0	718	63	140	-77	-9.69%	795	21	53%	68	38	12%	35%	0%	0%	11	0	
101 O	T(24)	52	0	52	0%	0	3	-3	1112	0	1112	75	179	-104	-8.55%	1,215	21	48%	55	32	21%	21%	0%	0%	7	0	
101 S		80	0	80	0%	0	3	-3	2111	0	2111	212	263	-51	-2.36%	2,162	26	30%	57	47	5%	15%	0%	0%	8	0	
101 V		71	0	71	0%	0	0	0	1607	0	1607	104	162	-58	-3.48%	1,665	23	45%	0	0	10%	28%	0%	1%	9	0	
		292	0	292	0%	0	15	-15	6553	0	6553	547	884	-337	-4.89%	6,889	22	46%	61	191	11%	25%	0%	0%	43	0	



District Health Assessment for Multiple District 102 through June 2025

		Clubs							Membership							Member Strength		Cancellation		Reports			Finance	Leadership			
District Name	Status/ Number of Months in Status *	Active Clubs	Clubs in Status Quo	Total Clubs	% Status Quo Clubs in Financial Suspension	New Clubs	Cancelled Clubs	YTD Net Club Gain/Loss	Current Members In Active Clubs	Current Members In Status Quo Clubs	Current Total Members Count	YTD Add	YTD Drop	YTD NetGrowth (includes Active and Status Quo)	YTD NetGrowth% (includes Active and Status Quo)	Member Count 12 Months Ago	Average Member Count Per Club	% of Clubs with less than 20 members	Average Cancelled Club Age	Members Lost Due to Cancelled Clubs	% of Clubs Reporting Service	% No MMR in 3 Months	% No Officer Report in 12 months	% of Clubs with balance 90+ days	Number of Zone Chairs Recorded	Number of Region Chairs Recorded	District Officers Vacancies **
102 W		107	0	107	0%	0	1	-1	3861	0	3861	214	296	-82	-2.08%	3,943	36	7%	8	0	82%	0%	0%	0%	13	2	2nd VDG,GMT
102 E		95	0	95	0%	0	0	0	3307	0	3307	175	189	-14	-0.42%	3,321	35	4%	0	0	86%	0%	0%	0%	15	3	
102 C		72	0	72	0%	1	0	1	2987	0	2987	162	203	-41	-1.35%	3,028	41	0%	0	0	88%	0%	0%	0%	8	2	
		274	0	274	0%	1	1	0	10155	0	10155	551	688	-137	-1.33%	10,292	37	4%	8	0	85%	0%	0%	0%	36	7	




District Health Assessment for Multiple District 103 through June 2025

		Clubs							Membership							Member Strength		Cancellation		Reports			Finance		Leadership		
District Name	Status/ Number of Months in Status *	Active Clubs	Clubs in Status Quo	Total Clubs	% Status Quo Clubs in Financial Suspension	New Clubs	Cancelled Clubs	YTD Net Club Gain/Loss	Current Members In Active Clubs	Current Members In Status Quo Clubs	Current Total Members Count	YTD Add	YTD Drop	YTD NetGrowth (includes Active and Status Quo)	YTD NetGrowth% (includes Active and Status Quo)	Member Count 12 Months Ago	Average Member Count Per Club	% of Clubs with less than 20 members	Average Cancelled Club Age	Members Lost Due to Cancelled Clubs	% of Clubs Reporting Service	% No MMR in 3 Months	% No Officer Report in 12 months	% of Clubs with balance 90+ days	Number of Zone Chairs Recorded	Number of Region Chairs Recorded	District Officers Vacancies **
103 N		103	0	103	0%	1	0	1	2029	0	2029	219	201	18	0.90%	2,009	20	50%	0	0	38%	0%	0%	20%	16	0	
103NIE		72	0	72	0%	0	0	0	1444	0	1444	123	147	-24	-1.63%	1,465	20	50%	0	0	51%	0%	0%	22%	11	0	
103 E		116	0	116	0%	1	2	-1	2271	0	2271	214	239	-25	-1.09%	2,296	20	49%	46	8	93%	3%	0%	24%	18	0	
103 C		72	0	72	0%	1	1	0	1341	0	1341	169	184	-15	-1.11%	1,356	19	54%	46	0	72%	0%	0%	26%	11	0	
103CC	T(17)	65	0	65	0%	0	2	-2	1214	0	1214	141	183	-42	-3.34%	1,256	19	63%	54	6	69%	0%	0%	3%	12	0	
103CE		64	0	64	0%	3	1	2	1294	0	1294	162	169	-7	-0.54%	1,299	20	53%	68	0	52%	2%	0%	6%	9	3	
103CS		88	0	88	0%	2	1	1	2049	0	2049	218	195	23	1.14%	2,026	23	43%	6	0	65%	2%	0%	0%	16	0	
103CW		77	0	77	0%	2	0	2	1507	0	1507	212	165	47	3.22%	1,460	20	58%	0	0	82%	0%	0%	39%	12	0	
103SE	T(3)	63	0	63	0%	1	6	-5	1231	0	1231	145	167	-22	-1.76%	1,253	20	59%	15	0	56%	0%	0%	2%	11	0	
103 S		112	0	112	0%	2	1	1	2113	0	2113	277	256	21	1.00%	2,091	19	61%	7	0	55%	3%	0%	0%	14	0	
103SW		82	0	82	0%	0	2	-2	1470	0	1470	150	228	-78	-5.04%	1,548	18	66%	10	8	82%	0%	0%	4%	13	0	
103 W		74	0	74	0%	0	3	-3	1524	0	1524	145	170	-25	-1.61%	1,544	21	47%	29	24	50%	3%	0%	22%	10	0	
103IE	T(24)	48	0	48	0%	0	4	-4	853	0	853	117	119	-2	-0.23%	855	18	60%	29	20	52%	2%	0%	0%	5	0	
103IP	T(24)	40	0	40	0%	2	2	0	557	0	557	123	135	-12	-2.11%	568	14	73%	25	10	53%	5%	0%	0%	4	0	
103IW		80	0	80	0%	1	1	0	1304	0	1304	167	199	-32	-2.40%	1,333	16	73%	69	0	44%	4%	0%	0%	10	0	
		1156	0	1156	0%	16	26	-10	22201	0	22201	2582	2757	-175	-0.78%	22,359	19	56%	29	76	62%	2%	0%	12%	172	3	




District Health Assessment for Multiple District 103 through June 2025

		Clubs							Membership							Member Strength		Cancellation		Reports			Finance	Leadership			
District Name	Status/ Number of Months in Status *	Active Clubs	Clubs in Status Quo	Total Clubs	% Status Quo Clubs in Financial Suspension	New Clubs	Cancelled Clubs	YTD Net Club Gain/Loss	Current Members In Active Clubs	Current Members In Status Quo Clubs	Current Total Members Count	YTD Add	YTD Drop	YTD NetGrowth (includes Active and Status Quo)	YTD NetGrowth% (includes Active and Status Quo)	Member Count 12 Months Ago	Average Member Count Per Club	% of Clubs with less than 20 members	Average Cancelled Club Age	Members Lost Due to Cancelled Clubs	% of Clubs Reporting Service	% No MMR in 3 Months	% No Officer Report in 12 months	% of Clubs with balance 90+ days	Number of Zone Chairs Recorded	Number of Region Chairs Recorded	District Officers Vacancies **
104 A	T(24)	44	0	44	0%	0	8	-8	930	0	930	81	202	-121	-11.51%	1,050	21	43%	51	98	70%	41%	2%	0%	6	0	
104 B		62	0	62	0%	0	2	-2	1533	0	1533	137	174	-37	-2.36%	1,568	25	32%	51	21	100%	27%	0%	0%	11	0	
104 C		64	0	64	0%	0	3	-3	1373	0	1373	97	147	-50	-3.51%	1,422	21	47%	49	25	64%	48%	3%	2%	9	0	
104 D		72	0	72	0%	0	2	-2	1567	0	1567	123	208	-85	-5.15%	1,651	22	43%	50	40	74%	42%	0%	0%	9	0	
104 E		77	0	77	0%	0	0	0	1822	0	1822	128	196	-68	-3.60%	1,889	24	34%	0	0	52%	34%	0%	0%	9	0	GMT
		319	0	319	0%	0	15	-15	7225	0	7225	566	927	-361	-4.76%	7,580	23	39%	50	184	71%	38%	1%	0%	44	0	




District Health Assessment for Multiple District 105 through June 2025

		Clubs							Membership							Member Strength		Cancellation		Reports			Finance	Leadership			
District Name	Status/ Number of Months in Status *	Active Clubs	Clubs in Status Quo	Total Clubs	% Status Quo Clubs in Financial Suspension	New Clubs	Cancelled Clubs	YTD Net Club Gain/Loss	Current Members In Active Clubs	Current Members In Status Quo Clubs	Current Total Members Count	YTD Add	YTD Drop	YTD NetGrowth (includes Active and Status Quo)	YTD NetGrowth% (includes Active and Status Quo)	Member Count 12 Months Ago	Average Member Count Per Club	% of Clubs with less than 20 members	Average Cancelled Club Age	Members Lost Due to Cancelled Clubs	% of Clubs Reporting Service	% No MMR in 3 Months	% No Officer Report in 12 months	% of Clubs with balance 90+ days	Number of Zone Chairs Recorded	Number of Region Chairs Recorded	District Officers Vacancies **
105 A	T(8)	69	0	69	0%	3	0	3	1230	0	1230	269	246	23	1.91%	1,207	18	64%	0	0	96%	17%	0%	10%	11	0	
105CE		80	0	80	0%	0	1	-1	1320	0	1320	103	175	-72	-5.17%	1,392	17	66%	43	13	56%	16%	0%	4%	15	6	
105CN	T(24)	76	0	76	0%	0	4	-4	1002	0	1002	99	150	-51	-4.84%	1,053	13	80%	45	21	42%	36%	7%	3%	9	0	1st VDG
105CW		93	0	93	0%	7	7	0	1579	0	1579	489	493	-4	-0.25%	1,582	17	63%	46	33	85%	16%	0%	5%	15	4	
105 N	T(24)	63	0	63	0%	0	6	-6	915	0	915	119	177	-58	-5.96%	973	15	71%	47	25	67%	10%	0%	6%	10	0	
105SC	T(24)	51	0	51	0%	0	2	-2	970	0	970	138	167	-29	-2.90%	999	19	57%	44	1	78%	16%	0%	0%	7	0	
105SE	T(24)	48	0	48	0%	0	2	-2	1024	0	1024	71	130	-59	-5.45%	1,083	21	52%	61	20	42%	8%	0%	4%	7	2	
105SW	T(24)	50	0	50	0%	0	2	-2	905	0	905	130	129	1	0.11%	904	18	64%	48	3	64%	12%	0%	0%	12	0	
		530	0	530	0%	10	24	-14	8945	0	8945	1418	1667	-249	-2.71%	9,193	17	66%	47	116	67%	17%	1%	4%	86	12	




District Health Assessment for Multiple District 106 through June 2025

		Clubs							Membership							Member Strength		Cancellation		Reports			Finance	Leadership			
District Name	Status/ Number of Months in Status *	Active Clubs	Clubs in Status Quo	Total Clubs	% Status Quo Clubs in Financial Suspension	New Clubs	Cancelled Clubs	YTD Net Club Gain/Loss	Current Members In Active Clubs	Current Members In Status Quo Clubs	Current Total Members Count	YTD Add	YTD Drop	NetGrowth (includes Active and Status Quo)	NetGrowth% (includes Active and Status Quo)	Member Count 12 Months Ago	Average Member Count Per Club	% of Clubs with less than 20 members	Average Cancelled Club Age	Members Lost Due to Cancelled Clubs	% of Clubs Reporting Service	% No MMR in 3 Months	% No Officer Report in 12 months	% of Clubs with balance 90+ days	Number of Zone Chairs Recorded	Number of Region Chairs Recorded	District Officers Vacancies **
106 A	T(24)	78	0	78	0%	0	2	-2	1093	0	1093	96	155	-59	-5.12%	1,151	14	79%	59	22	9%	28%	0%	0%	13	0	
106 B		107	0	107	0%	0	1	-1	2351	0	2351	178	219	-41	-1.71%	2,392	22	38%	59	9	16%	24%	0%	0%	12	0	
106 C	T(24)	66	0	66	0%	0	2	-2	1154	0	1154	85	134	-49	-4.07%	1,203	17	59%	62	7	18%	26%	0%	0%	4	1	
		251	0	251	0%	0	5	-5	4598	0	4598	359	508	-149	-3.14%	4,746	18	57%	60	38	14%	26%	0%	0%	29	1	




District Health Assessment for Multiple District 107 through June 2025

		Clubs							Membership							Member Strength		Cancellation		Reports			Finance	Leadership			
District Name	Status/ Number of Months in Status *	Active Clubs	Clubs in Status Quo	Total Clubs	% Status Quo Clubs in Financial Suspension	New Clubs	Cancelled Clubs	YTD Net Club Gain/Loss	Current Members In Active Clubs	Current Members In Status Quo Clubs	Current Total Members Count	YTD Add	YTD Drop	YTD NetGrowth (includes Active and Status Quo)	YTD NetGrowth% (includes Active and Status Quo)	Member Count 12 Months Ago	Average Member Count Per Club	% of Clubs with less than 20 members	Average Cancelled Club Age	Members Lost Due to Cancelled Clubs	% of Clubs Reporting Service	% No MMR in 3 Months	% No Officer Report in 12 months	% of Clubs with balance 90+ days	Number of Zone Chairs Recorded	Number of Region Chairs Recorded	District Officers Vacancies **
107 A		72	0	72	0%	1	6	-5	1676	0	1676	107	222	-115	-6.42%	1,790	23	35%	38	49	63%	21%	0%	0%	14	4	
107 B	T(24)	41	0	41	0%	0	0	0	778	0	778	47	65	-18	-2.26%	796	19	54%	0	0	66%	15%	0%	2%	8	3	
107 C		74	0	74	0%	0	1	-1	1699	0	1699	113	156	-43	-2.47%	1,742	23	28%	64	0	59%	8%	0%	1%	11	0	
107 D	T(14)	50	0	50	0%	0	2	-2	1130	0	1130	73	126	-53	-4.48%	1,183	23	46%	18	0	78%	10%	0%	2%	9	0	
107 E		66	0	66	0%	0	2	-2	1357	0	1357	68	125	-57	-4.03%	1,414	21	44%	45	15	88%	32%	0%	3%	11	0	
107 F		56	0	56	0%	1	0	1	1270	0	1270	63	101	-38	-2.91%	1,308	23	34%	0	0	59%	36%	0%	4%	9	4	
107 G	T(24)	48	0	48	0%	0	3	-3	910	0	910	59	85	-26	-2.78%	936	19	54%	47	0	75%	21%	0%	0%	0	0	GLT
107 H	T(24)	39	0	39	0%	0	2	-2	930	0	930	63	89	-26	-2.72%	956	24	26%	47	12	100%	15%	0%	0%	8	0	
107 I	T(24)	44	0	44	0%	0	1	-1	821	0	821	51	68	-17	-2.03%	838	19	61%	52	0	70%	23%	0%	2%	8	3	
107 K	T(24)	37	0	37	0%	0	1	-1	859	0	859	42	95	-53	-5.81%	912	23	30%	54	21	81%	16%	0%	3%	6	4	
107 L	T(24)	34	0	34	0%	1	1	0	780	0	780	67	82	-15	-1.89%	794	23	41%	55	13	94%	12%	0%	0%	8	4	
107 M	T(2)	54	0	54	0%	0	1	-1	1248	0	1248	77	108	-31	-2.42%	1,279	23	37%	56	9	80%	22%	0%	2%	10	4	
107 N		66	0	66	0%	0	0	0	1313	0	1313	92	120	-28	-2.09%	1,341	20	59%	0	0	83%	26%	0%	0%	11	0	
107 O	T(24)	49	0	49	0%	0	1	-1	854	0	854	41	77	-36	-4.04%	888	17	61%	60	18	59%	39%	0%	2%	15	0	
		730	0	730	0%	3	21	-18	15625	0	15625	963	1519	-556	-3.44%	16,177	21	43%	44	137	74%	22%	0%	2%	128	26	




District Health Assessment for Multiple District 107 through June 2025

		Clubs							Membership							Member Strength		Cancellation		Reports			Finance	Leadership			
District Name	Status/ Number of Months in Status *	Active Clubs	Clubs in Status Quo	Total Clubs	% Status Quo Clubs in Financial Suspension	New Clubs	Cancelled Clubs	YTD Net Club Gain/Loss	Current Members In Active Clubs	Current Members In Status Quo Clubs	Current Total Members Count	YTD Add	YTD Drop	YTD NetGrowth (includes Active and Status Quo)	YTD NetGrowth% (includes Active and Status Quo)	Member Count 12 Months Ago	Average Member Count Per Club	% of Clubs with less than 20 members	Average Cancelled Club Age	Members Lost Due to Cancelled Clubs	% of Clubs Reporting Service	% No MMR in 3 Months	% No Officer Report in 12 months	% of Clubs with balance 90+ days	Number of Zone Chairs Recorded	Number of Region Chairs Recorded	District Officers Vacancies **
108IA1		73	0	73	0%	0	0	0	2082	0	2082	200	174	26	1.26%	2,056	29	33%	0	0	97%	11%	0%	0%	13	4	
108IA2		69	0	69	0%	1	2	-1	1841	0	1841	164	181	-17	-0.91%	1,858	27	38%	24	0	91%	10%	3%	1%	0	0	
108IA3		66	0	66	0%	2	0	2	2037	0	2037	197	150	47	2.36%	1,990	31	15%	0	0	100%	9%	0%	3%	11	0	
108IB1		100	0	100	0%	3	0	3	2480	0	2480	375	357	18	0.73%	2,462	25	33%	0	0	100%	17%	0%	2%	12	13	
108IB2		56	0	56	0%	0	3	-3	1388	0	1388	107	156	-49	-3.41%	1,437	25	43%	17	49	77%	13%	0%	7%	10	0	
108IB3		74	0	74	0%	0	0	0	1712	0	1712	143	96	47	2.82%	1,665	23	42%	0	0	97%	24%	0%	0%	13	0	
108IB4	T(24)	50	1	51	100%	4	0	4	1159	18	1177	249	152	97	8.98%	1,080	23	41%	0	0	84%	6%	0%	4%	8	0	
108TA1		55	0	55	0%	0	0	0	1860	0	1860	150	167	-17	-0.91%	1,877	34	7%	0	0	93%	5%	0%	4%	8	0	GST
108TA2		52	0	52	0%	0	0	0	1432	0	1432	83	107	-24	-1.65%	1,456	28	29%	0	0	100%	8%	0%	0%	9	3	
108TA3		54	0	54	0%	1	1	0	1400	0	1400	160	151	9	0.65%	1,391	26	26%	37	0	96%	7%	0%	0%	16	10	
108TB		84	0	84	0%	1	1	0	2340	0	2340	236	236	0	0.00%	2,339	28	27%	42	1	98%	11%	0%	1%	24	0	
108 A		95	0	95	0%	3	0	3	3403	0	3403	375	275	100	3.03%	3,304	36	12%	0	0	89%	7%	0%	2%	14	7	
108AB		98	0	98	0%	2	2	0	2689	0	2689	323	445	-122	-4.34%	2,811	27	34%	13	24	98%	10%	0%	3%	18	6	
108 L		132	0	132	0%	2	1	1	3351	0	3351	472	358	114	3.52%	3,237	25	36%	18	19	95%	14%	0%	2%	25	9	
108 LA		92	0	92	0%	2	1	1	2984	0	2984	302	303	-1	-0.03%	2,985	32	16%	52	20	100%	8%	0%	0%	15	7	
108 YA		142	0	142	0%	4	1	3	3431	0	3431	564	613	-49	-1.41%	3,482	24	41%	34	8	94%	16%	0%	1%	28	11	




District Health Assessment for Multiple District 108 through June 2025

		Clubs							Membership							Member Strength		Cancellation		Reports			Finance	Leadership			
District Name	Status/ Number of Months in Status *	Active Clubs	Clubs in Status Quo	Total Clubs	% Status Quo in Financial Suspension	New Clubs	Cancelled Clubs	YTD Net Club Gain/ Loss	Current Members In Active Clubs	Current Members In Status Quo Clubs	Current Total Members Count	YTD Add	YTD Drop	YTD NetGrowth (includes Active and Status Quo)	YTD NetGrowth% (includes Active and Status Quo)	Member Count 12 Months Ago	Average Member Count Per Club	% of Clubs with less than 20 members	Average Cancelled Club Age	Members Lost Due to Cancelled Clubs	% of Clubs Reporting Service	% No MMR in 3 Months	% No Officer Report in 12 months	% of Clubs with balance 90+ days	Number of Zone Chairs Recorded	Number of Region Chairs Recorded	District Officers Vacancies **
108 YB		120	0	120	0%	3	1	2	3927	0	3927	575	478	97	2.53%	3,830	33	19%	53	11	96%	3%	0%	2%	28	10	
		1412	1	1413	100%	28	13	15	39516	18	39534	4675	4399	276	0.70%	39,260	28	29%	28	132	95%	11%	0%	2%	252	80	




District Health Assessment for Multiple District 109 through June 2025

		Clubs							Membership							Member Strength		Cancellation		Reports			Finance	Leadership			
District Name	Status/ Number of Months in Status *	Active Clubs	Clubs in Status Quo	Total Clubs	% Status Quo Clubs in Financial Suspension	New Clubs	Cancelled Clubs	YTD Net Club Gain/Loss	Current Members In Active Clubs	Current Members In Status Quo Clubs	Current Total Members Count	YTD Add	YTD Drop	YTD NetGrowth (includes Active and Status Quo)	YTD NetGrowth% (includes Active and Status Quo)	Member Count 12 Months Ago	Average Member Count Per Club	% of Clubs with less than 20 members	Average Cancelled Club Age	Members Lost Due to Cancelled Clubs	% of Clubs Reporting Service	% No MMR in 3 Months	% No Officer Report in 12 months	% of Clubs with balance 90+ days	Number of Zone Chairs Recorded	Number of Region Chairs Recorded	District Officers Vacancies **
109 A	T(24)	44	0	44	0%	0	4	-4	1057	0	1057	88	95	-7	-0.66%	1,064	24	45%	52	10	43%	45%	0%	27%	4	0	
109 B	T(24)	29	0	29	0%	0	0	0	630	0	630	38	73	-35	-5.26%	665	22	34%	0	0	59%	45%	7%	14%	1	0	2nd VDG,GLT
		73	0	73	0%	0	4	-4	1687	0	1687	126	168	-42	-2.43%	1,729	23	41%	52	10	49%	45%	3%	22%	5	0	



District Health Assessment for Multiple District 110 through June 2025

		Clubs							Membership							Member Strength		Cancellation		Reports			Finance	Leadership			
District Name	Status/ Number of Months in Status *	Active Clubs	Clubs in Status Quo	Total Clubs	% Status Quo Clubs in Financial Suspension	New Clubs	Cancelled Clubs	YTD Net Club Gain/ Loss	Current Members In Active Clubs	Current Members In Status Quo Clubs	Current Total Members Count	YTD Add	YTD Drop	YTD NetGrowth (includes Active and Status Quo)	YTD NetGrowth% (includes Active and Status Quo)	Member Count 12 Months Ago	Average Member Count Per Club	% of Clubs with less than 20 members	Average Cancelled Club Age	Members Lost Due to Cancelled Clubs	% of Clubs Reporting Service	% No MMR in 3 Months	% No Officer Report in 12 months	% of Clubs with balance 90+ days	Number of Zone Chairs Recorded	Number of Region Chairs Recorded	District Officers Vacancies **
110AN	T(24)	58	0	58	0%	0	0	0	1189	0	1189	136	166	-30	-2.46%	1,214	21	52%	0	0	21%	0%	0%	14%	0	0	GMT,GST
110AZ		71	0	71	0%	0	0	0	1768	0	1768	133	198	-65	-3.55%	1,823	25	28%	0	0	15%	0%	0%	21%	1	0	GLT,GMT,GST
110BN		69	0	69	0%	0	1	-1	1525	0	1525	97	181	-84	-5.22%	1,607	22	35%	30	0	10%	0%	4%	17%	0	0	GLT,GMT,GST
110BZ		71	0	71	0%	0	1	-1	1678	0	1678	114	193	-79	-4.50%	1,753	24	30%	9	0	20%	1%	1%	30%	0	0	1st VDG,GLT,GMT ,GST
110CO		79	0	79	0%	0	0	0	1736	0	1736	118	147	-29	-1.64%	1,763	22	43%	0	0	14%	1%	1%	22%	0	0	
110CW		69	0	69	0%	0	0	0	1537	0	1537	104	171	-67	-4.18%	1,601	22	36%	0	0	25%	0%	0%	17%	0	0	GLT,GMT,GST
		417	0	417	0%	0	2	-2	9433	0	9433	702	1056	-354	-3.62%	9,761	23	37%	19	0	17%	0%	1%	20%	1	0	




District Health Assessment for Multiple District 111 through June 2025

District Name	Status/ Number of Months in Status *	Clubs							Membership							Member Strength		Cancellation		Reports			Finance	Leadership			
		Active Clubs	Clubs in Status Quo	Total Clubs	% Status Quo Clubs in Financial Suspension	New Clubs	Cancelled Clubs	YTD Net Club Gain/Loss	Current Members In Active Clubs	Current Members In Status Quo Clubs	Current Total Members Count	YTD Add	YTD Drop	YTD NetGrowth (includes Active and Status Quo)	YTD NetGrowth% (includes Active and Status Quo)	Member Count 12 Months Ago	Average Member Count Per Club	% of Clubs with less than 20 members	Average Cancelled Club Age	Members Lost Due to Cancelled Clubs	% of Clubs Reporting Service	% No MMR in 3 Months	% No Officer Report in 12 months	% of Clubs with balance 90+ days	Number of Zone Chairs Recorded	Number of Region Chairs Recorded	District Officers Vacancies **
111BN		67	0	67	0%	1	0	1	2367	0	2367	131	106	25	1.07%	2,342	35	6%	0	0	0%	16%	0%	12%	0	0	
111BO		42	0	42	0%	0	1	-1	1657	0	1657	55	87	-32	-1.89%	1,689	39	0%	14	11	2%	19%	0%	7%	0	0	
111MN		134	0	134	0%	0	1	-1	4221	0	4221	194	211	-17	-0.40%	4,233	32	12%	25	10	0%	19%	0%	22%	0	0	
111MS		116	0	116	0%	1	0	1	4023	0	4023	200	186	14	0.35%	4,009	35	6%	0	0	0%	21%	0%	16%	0	0	2nd VDG
111NB		62	0	62	0%	2	0	2	2007	0	2007	139	113	26	1.31%	1,981	32	6%	0	0	0%	6%	0%	24%	0	0	
111NW		77	0	77	0%	0	0	0	2488	0	2488	112	97	15	0.61%	2,473	32	9%	0	0	0%	12%	0%	21%	0	0	
111 N		107	0	107	0%	0	1	-1	3381	0	3381	131	198	-67	-1.94%	3,448	32	11%	35	17	0%	17%	0%	19%	0	0	
111RN		70	0	70	0%	0	3	-3	2297	0	2297	103	185	-82	-3.45%	2,378	33	14%	23	44	0%	23%	0%	17%	0	0	
111RS		84	0	84	0%	2	2	0	2568	0	2568	193	144	49	1.95%	2,519	31	12%	16	29	0%	14%	0%	20%	0	0	
111WL		107	0	107	0%	1	0	1	3775	0	3775	168	142	26	0.69%	3,749	35	7%	0	0	0%	18%	0%	14%	0	0	
111WR		89	0	89	0%	0	0	0	3251	0	3251	153	124	29	0.90%	3,222	37	3%	0	0	1%	13%	0%	24%	0	0	
111BS		107	0	107	0%	0	1	-1	3524	0	3524	171	217	-46	-1.29%	3,570	33	9%	28	15	0%	16%	0%	22%	0	0	2nd VDG
111NH		94	0	94	0%	1	0	1	3081	0	3081	189	154	35	1.15%	3,046	33	11%	0	0	0%	12%	0%	18%	0	0	
111SW		46	0	46	0%	3	1	2	1631	0	1631	151	111	40	2.51%	1,591	35	0%	45	14	0%	2%	0%	22%	0	0	GMT
111SM		96	0	96	0%	0	0	0	3534	0	3534	141	141	0	0.00%	3,534	37	10%	0	0	0%	16%	0%	14%	0	0	
111SN		62	0	62	0%	0	0	0	2037	0	2037	109	80	29	1.44%	2,008	33	13%	0	0	0%	16%	0%	15%	0	0	2nd VDG




District Health Assessment for Multiple District 111 through June 2025

		Clubs							Membership							Member Strength		Cancellation		Reports			Finance	Leadership			
District Name	Status/ Number of Months in Status *	Active Clubs	Clubs in Status Quo	Total Clubs	% Status Quo Clubs in Financial Suspension	New Clubs	Cancelled Clubs	YTD Net Club Gain/Loss	Current Members In Active Clubs	Current Members In Status Quo Clubs	Current Total Members Count	YTD Add	YTD Drop	YTD NetGrowth (includes Active and Status Quo)	YTD NetGrowth% (includes Active and Status Quo)	Member Count 12 Months Ago	Average Member Count Per Club	% of Clubs with less than 20 members	Average Cancelled Club Age	Members Lost Due to Cancelled Clubs	% of Clubs Reporting Service	% No MMR in 3 Months	% No Officer Report in 12 months	% of Clubs with balance 90+ days	Number of Zone Chairs Recorded	Number of Region Chairs Recorded	District Officers Vacancies **
111ON		79	0	79	0%	0	4	-4	1924	0	1924	115	158	-43	-2.19%	1,985	24	28%	24	31	0%	22%	0%	14%	0	0	
111OS		72	0	72	0%	1	2	-1	1644	0	1644	90	105	-15	-0.90%	1,659	23	31%	28	26	0%	26%	0%	11%	0	0	
111OM		68	0	68	0%	0	1	-1	1871	0	1871	108	98	10	0.54%	1,861	28	12%	32	10	0%	19%	0%	22%	0	0	GST
		1579	0	1579	0%	12	17	-5	51281	0	51281	2653	2657	-4	-0.01%	51,297	32	11%	25	207	0%	17%	0%	18%	0	0	



District Health Assessment for Multiple District 112 through June 2025

		Clubs							Membership							Member Strength		Cancellation		Reports			Finance		Leadership		
District Name	Status/ Number of Months in Status *	Active Clubs	Clubs in Status Quo	Total Clubs	% Status Quo Clubs in Financial Suspension	New Clubs	Cancelled Clubs	YTD Net Club Gain/Loss	Current Members In Active Clubs	Current Members In Status Quo Clubs	Current Total Members Count	YTD Add	YTD Drop	YTD NetGrowth (includes Active and Status Quo)	YTD NetGrowth% (includes Active and Status Quo)	Member Count 12 Months Ago	Average Member Count Per Club	% of Clubs with less than 20 members	Average Cancelled Club Age	Members Lost Due to Cancelled Clubs	% of Clubs Reporting Service	% No MMR in 3 Months	% No Officer Report in 12 months	% of Clubs with balance 90+ days	Number of Zone Chairs Recorded	Number of Region Chairs Recorded	District Officers Vacancies **
112 A		55	0	55	0%	0	0	0	1976	0	1976	104	107	-3	-0.15%	1,979	36	9%	0	0	55%	0%	0%	0%	0	0	
112 B		63	0	63	0%	0	1	-1	1818	0	1818	126	149	-23	-1.25%	1,840	29	24%	38	12	54%	0%	0%	0%	9	3	GST
112 C	T(24)	48	0	48	0%	0	4	-4	801	0	801	77	135	-58	-6.75%	859	17	69%	25	28	15%	0%	0%	0%	0	0	
112 D		92	0	92	0%	0	2	-2	2207	0	2207	177	146	31	1.42%	2,185	24	41%	32	18	18%	0%	0%	3%	0	0	GLT
		258	0	258	0%	0	7	-7	6802	0	6802	484	537	-53	-0.77%	6,863	26	35%	29	58	34%	0%	0%	1%	9	3	




District Health Assessment for Multiple District 114 through June 2025

District Name	Status/ Number of Months in Status *	Clubs							Membership							Member Strength		Cancellation		Reports			Finance	Leadership			
		Active Clubs	Clubs in Status Quo	Total Clubs	% Status Quo Clubs in Financial Suspension	New Clubs	Cancelled Clubs	YTD Net Club Gain/Loss	Current Members In Active Clubs	Current Members In Status Quo Clubs	Current Total Members Count	YTD Add	YTD Drop	YTD NetGrowth (includes Active and Status Quo)	YTD NetGrowth% (includes Active and Status Quo)	Member Count 12 Months Ago	Average Member Count Per Club	% of Clubs with less than 20 members	Average Cancelled Club Age	Members Lost Due to Cancelled Clubs	% of Clubs Reporting Service	% No MMR in 3 Months	% No Officer Report in 12 months	% of Clubs with balance 90+ days	Number of Zone Chairs Recorded	Number of Region Chairs Recorded	District Officers Vacancies **
114 W		89	0	89	0%	1	0	1	3025	0	3025	166	137	29	0.97%	2,996	34	12%	0	0	57%	0%	0%	0%	0	0	
114 O		69	0	69	0%	0	5	-5	2258	0	2258	192	188	4	0.18%	2,253	33	17%	32	85	22%	0%	0%	3%	0	0	
114 M		93	0	93	0%	0	0	0	3358	0	3358	167	155	12	0.36%	3,346	36	1%	0	0	63%	0%	0%	28%	0	0	
		251	0	251	0%	1	5	-4	8641	0	8641	525	480	45	0.52%	8,595	34	10%	32	85	50%	0%	0%	11%	0	0	




District Health Assessment for Multiple District 115 through June 2025

 Status/ District Name Number of Months in Status *		Clubs							Membership							Member Strength		Cancellation		Reports			Finance		Leadership		
		Active Clubs	Clubs in Status Quo	Total Clubs	% Status Quo Clubs in Financial Suspension	New Clubs	Cancelled Clubs	YTD Net Club Gain/ Loss	Current Members In Active Clubs	Current Members In Status Quo Clubs	Current Total Members Count	YTD Add	YTD Drop	YTD NetGrowth (includes Active and Status Quo)	YTD NetGrowth% (includes Active and Status Quo)	Member Count 12 Months Ago	Average Member Count Per Club	% of Clubs with less than 20 members	Average Cancelled Club Age	Members Lost Due to Cancelled Clubs	% of Clubs Reporting Service	% No MMR in 3 Months	% No Officer Report in 12 months	% of Clubs with balance 90+ days	Number of Zone Chairs Recorded	Number of Region Chairs Recorded	District Officers Vacancies **
115CN	T(24)	32	0	32	0%	0	1	-1	1143	0	1143	90	87	3	0.26%	1,141	36	16%	54	25	75%	16%	3%	3%	10	0	
115CS	T(24)	47	0	47	0%	0	4	-4	1200	0	1200	116	137	-21	-1.72%	1,223	26	40%	27	32	72%	23%	2%	4%	11	0	
		79	0	79	0%	0	5	-5	2343	0	2343	206	224	-18	-0.76%	2,364	30	30%	33	57	73%	20%	3%	4%	21	0	




District Health Assessment for Multiple District 116 through June 2025

		Clubs							Membership							Member Strength		Cancellation		Reports			Finance		Leadership		
District Name	Status/ Number of Months in Status *	Active Clubs	Clubs in Status Quo	Total Clubs	% Status Quo Clubs in Financial Suspension	New Clubs	Cancelled Clubs	YTD Net Club Gain/Loss	Current Members In Active Clubs	Current Members In Status Quo Clubs	Current Total Members Count	YTD Add	YTD Drop	YTD NetGrowth (includes Active and Status Quo)	YTD NetGrowth% (includes Active and Status Quo)	Member Count 12 Months Ago	Average Member Count Per Club	% of Clubs with less than 20 members	Average Cancelled Club Age	Members Lost Due to Cancelled Clubs	% of Clubs Reporting Service	% No MMR in 3 Months	% No Officer Report in 12 months	% of Clubs with balance 90+ days	Number of Zone Chairs Recorded	Number of Region Chairs Recorded	District Officers Vacancies **
116 A	T(24)	27	0	27	0%	3	3	0	580	0	580	142	82	60	11.54%	520	21	41%	16	21	30%	44%	4%	19%	15	0	
116 B	T(24)	32	0	32	0%	0	3	-3	881	0	881	115	126	-11	-1.23%	892	28	50%	22	18	22%	31%	6%	9%	0	0	2nd VDG, GLT, GST
		59	0	59	0%	3	6	-3	1461	0	1461	257	208	49	3.47%	1,412	25	46%	19	39	25%	37%	5%	14%	15	0	




District Health Assessment for Multiple District 117 through June 2025

 Status/ District Name Number of Months in Status *		Clubs							Membership							Member Strength		Cancellation		Reports			Finance	Leadership			
		Active Clubs	Clubs in Status Quo	Total Clubs	% Status Quo Clubs in Financial Suspension	New Clubs	Cancelled Clubs	YTD Net Club Gain/ Loss	Current Members In Active Clubs	Current Members In Status Quo Clubs	Current Total Members Count	YTD Add	YTD Drop	YTD NetGrowth (includes Active and Status Quo)	YTD NetGrowth% (includes Active and Status Quo)	Member Count 12 Months Ago	Average Member Count Per Club	% of Clubs with less than 20 members	Average Cancelled Club Age	Members Lost Due to Cancelled Clubs	% of Clubs Reporting Service	% No MMR in 3 Months	% No Officer Report in 12 months	% of Clubs with balance 90+ days	Number of Zone Chairs Recorded	Number of Region Chairs Recorded	District Officers Vacancies **
117 A	T(24)	43	0	43	0%	6	3	3	1001	0	1001	292	241	51	5.37%	949	23	40%	14	61	72%	12%	0%	7%	8	4	
117 B	T(24)	48	0	48	0%	2	3	-1	1099	0	1099	208	208	0	0.00%	1,099	23	42%	24	3	75%	19%	0%	2%	11	4	
		91	0	91	0%	8	6	2	2100	0	2100	500	449	51	2.49%	2,048	23	41%	19	64	74%	15%	0%	4%	19	8	




District Health Assessment for Multiple District 118 through June 2025

		Clubs							Membership							Member Strength		Cancellation		Reports			Finance	Leadership			
District Name	Status/ Number of Months in Status *	Active Clubs	Clubs in Status Quo	Total Clubs	% Status Quo Clubs in Financial Suspension	New Clubs	Cancelled Clubs	YTD Net Club Gain/Loss	Current Members In Active Clubs	Current Members In Status Quo Clubs	Current Total Members Count	YTD Add	YTD Drop	YTD NetGrowth (includes Active and Status Quo)	YTD NetGrowth% (includes Active and Status Quo)	Member Count 12 Months Ago	Average Member Count Per Club	% of Clubs with less than 20 members	Average Cancelled Club Age	Members Lost Due to Cancelled Clubs	% of Clubs Reporting Service	% No MMR in 3 Months	% No Officer Report in 12 months	% of Clubs with balance 90+ days	Number of Zone Chairs Recorded	Number of Region Chairs Recorded	District Officers Vacancies **
118 T	T(24)	28	0	28	0%	1	0	1	561	0	561	120	85	35	6.65%	526	20	54%	0	0	96%	18%	0%	14%	5	0	
118 U	T(24)	53	0	53	0%	5	1	4	1231	0	1231	552	284	268	27.83%	963	23	60%	41	14	92%	13%	2%	0%	16	0	
118 R	T(9)	67	0	67	0%	5	5	0	1249	0	1249	373	448	-75	-5.66%	1,324	19	63%	21	101	81%	15%	1%	12%	15	6	
118 K	T(24)	22	0	22	0%	0	2	-2	530	0	530	54	74	-20	-3.64%	550	24	27%	27	31	77%	23%	0%	0%	0	0	
118 E	T(24)	44	0	44	0%	1	1	0	950	0	950	171	164	7	0.74%	943	22	43%	1	29	73%	14%	0%	20%	8	4	
118 Y	T(7)	53	0	53	0%	0	1	-1	1234	0	1234	136	190	-54	-4.19%	1,288	23	30%	33	11	100%	17%	0%	4%	12	6	
		267	0	267	0%	12	10	2	5755	0	5755	1406	1245	161	2.88%	5,594	22	49%	23	186	87%	16%	1%	9%	56	16	




District Health Assessment for District 113 through June 2025

		Clubs							Membership							Member Strength		Cancellation		Reports			Finance	Leadership			
District Name	Status/ Number of Months in Status *	Active Clubs	Clubs in Status Quo	Total Clubs	% Status Quo in Financial Suspension	New Clubs	Cancelled Clubs	YTD Net Club Gain/ Loss	Current Members In Active Clubs	Current Members In Status Quo Clubs	Current Total Members Count	YTD Add	YTD Drop	YTD NetGrowth (includes Active and Status Quo)	YTD NetGrowth% (includes Active and Status Quo)	Member Count 12 Months Ago	Average Member Count Per Club	% of Clubs with less than 20 members	Average Cancelled Club Age	Members Lost Due to Cancelled Clubs	% of Clubs Reporting Service	% No MMR in 3 Months	% No Officer Report in 12 months	% of Clubs with balance 90+ days	Number of Zone Chairs Recorded	Number of Region Chairs Recorded	District Officers Vacancies **
113	P	23	0	23	0%	0	2	-2	868	0	868	55	75	-20	-2.25%	888	38	4%	15	24	100%	35%	0%	0%	8	0	
		23	0	23	0%	0	2	-2	868	0	868	55	75	-20	-2.25%	888	38	4%	15	24	100%	35%	0%	0%	8	0	




District Health Assessment for District 119 through June 2025

		Clubs							Membership							Member Strength		Cancellation		Reports			Finance	Leadership			
District Name	Status/ Number of Months in Status *	Active Clubs	Clubs in Status Quo	Total Clubs	% Status Quo Clubs in Financial Suspension	New Clubs	Cancelled Clubs	YTD Net Club Gain/Loss	Current Members In Active Clubs	Current Members In Status Quo Clubs	Current Total Members Count	YTD Add	YTD Drop	YTD NetGrowth (includes Active and Status Quo)	YTD NetGrowth% (includes Active and Status Quo)	Member Count 12 Months Ago	Average Member Count Per Club	% of Clubs with less than 20 members	Average Cancelled Club Age	Members Lost Due to Cancelled Clubs	% of Clubs Reporting Service	% No MMR in 3 Months	% No Officer Report in 12 months	% of Clubs with balance 90+ days	Number of Zone Chairs Recorded	Number of Region Chairs Recorded	District Officers Vacancies **
119	T(24)	39	0	39	0%	1	0	1	834	0	834	118	69	49	6.24%	788	21	44%	0	0	18%	21%	10%	5%	5	0	GST
		39	0	39	0%	1	0	1	834	0	834	118	69	49	6.24%	788	21	44%	0	0	18%	21%	10%	5%	5	0	




District Health Assessment for District 120 through June 2025

		Clubs							Membership							Member Strength		Cancellation		Reports			Finance	Leadership			
District Name	Status/ Number of Months in Status *	Active Clubs	Clubs in Status Quo	Total Clubs	% Status Quo in Financial Suspension	New Clubs	Cancelled Clubs	YTD Net Club Gain/ Loss	Current Members In Active Clubs	Current Members In Status Quo Clubs	Current Total Members Count	YTD Add	YTD Drop	YTD NetGrowth (includes Active and Status Quo)	YTD NetGrowth% (includes Active and Status Quo)	Member Count 12 Months Ago	Average Member Count Per Club	% of Clubs with less than 20 members	Average Cancelled Club Age	Members Lost Due to Cancelled Clubs	% of Clubs Reporting Service	% No MMR in 3 Months	% No Officer Report in 12 months	% of Clubs with balance 90+ days	Number of Zone Chairs Recorded	Number of Region Chairs Recorded	District Officers Vacancies **
120	T(24)	56	0	56	0%	0	4	-4	1016	0	1016	49	131	-82	-7.47%	1,099	18	50%	19	31	16%	29%	0%	5%	9	4	GLT
		56	0	56	0%	0	4	-4	1016	0	1016	49	131	-82	-7.47%	1,099	18	50%	19	31	16%	29%	0%	5%	9	4	




District Health Assessment for District 121 through June 2025

		Clubs							Membership							Member Strength		Cancellation		Reports			Finance	Leadership			
District Name	Status/ Number of Months in Status *	Active Clubs	Clubs in Status Quo	Total Clubs	% Status Quo in Financial Suspension	New Clubs	Cancelled Clubs	YTD Net Club Gain/ Loss	Current Members In Active Clubs	Current Members In Status Quo Clubs	Current Total Members Count	YTD Add	YTD Drop	YTD NetGrowth (includes Active and Status Quo)	YTD NetGrowth% (includes Active and Status Quo)	Member Count 12 Months Ago	Average Member Count Per Club	% of Clubs with less than 20 members	Average Cancelled Club Age	Members Lost Due to Cancelled Clubs	% of Clubs Reporting Service	% No MMR in 3 Months	% No Officer Report in 12 months	% of Clubs with balance 90+ days	Number of Zone Chairs Recorded	Number of Region Chairs Recorded	District Officers Vacancies **
121	T(24)	48	0	48	0%	2	1	1	952	0	952	116	76	40	4.39%	911	20	52%	20	0	44%	31%	0%	2%	8	0	
		48	0	48	0%	2	1	1	952	0	952	116	76	40	4.39%	911	20	52%	20	0	44%	31%	0%	2%	8	0	




District Health Assessment for District 122 through June 2025

<div></div> <div>Status/ Number of Months in Status *</div>		Clubs							Membership							Member Strength		Cancellation		Reports			Finance	Leadership			
		Active Clubs	Clubs in Status Quo	Total Clubs	% Status Quo in Financial Suspension	New Clubs	Cancelled Clubs	YTD Net Club Gain/Loss	Current Members In Active Clubs	Current Members In Status Quo Clubs	Current Total Members Count	YTD Add	YTD Drop	YTD NetGrowth (includes Active and Status Quo)	YTD NetGrowth% (includes Active and Status Quo)	Member Count 12 Months Ago	Average Member Count Per Club	% of Clubs with less than 20 members	Average Cancelled Club Age	Members Lost Due to Cancelled Clubs	% of Clubs Reporting Service	% No MMR in 3 Months	% No Officer Report in 12 months	% of Clubs with balance 90+ days	Number of Zone Chairs Recorded	Number of Region Chairs Recorded	District Officers Vacancies **
122	P	34	0	34	0%	1	3	-2	625	0	625	46	82	-36	-5.45%	661	18	56%	17	22	24%	41%	0%	0%	11	2	
		34	0	34	0%	1	3	-2	625	0	625	46	82	-36	-5.45%	661	18	56%	17	22	24%	41%	0%	0%	11	2	




District Health Assessment for District 123 through June 2025

		Clubs							Membership							Member Strength		Cancellation		Reports			Finance	Leadership			
District Name	Status/ Number of Months in Status *	Active Clubs	Clubs in Status Quo	Total Clubs	% Status Quo in Financial Suspension	New Clubs	Cancelled Clubs	YTD Net Club Gain/Loss	Current Members In Active Clubs	Current Members In Status Quo Clubs	Current Total Members Count	YTD Add	YTD Drop	YTD NetGrowth (includes Active and Status Quo)	YTD NetGrowth% (includes Active and Status Quo)	Member Count 12 Months Ago	Average Member Count Per Club	% of Clubs with less than 20 members	Average Cancelled Club Age	Members Lost Due to Cancelled Clubs	% of Clubs Reporting Service	% No MMR in 3 Months	% No Officer Report in 12 months	% of Clubs with balance 90+ days	Number of Zone Chairs Recorded	Number of Region Chairs Recorded	District Officers Vacancies **
123	P	0	18	18	0%	0	0	0	0	170	170	0	0	0	0.00%	170	0	94%	0	0	0%	100%	100%	83%	0	0	1st VDG,2nd VDG,GLT,GMT ,GST
		0	18	18	0%	0	0	0	0	170	170	0	0	0	0.00%	170	0	94%	0	0	0%	100%	100%	83%	0	0	




District Health Assessment for District 124 through June 2025

<div></div> <div>Status/ District Name</div> <div>Number of Months in Status *</div>		Clubs							Membership							Member Strength		Cancellation		Reports			Finance	Leadership			
		Active Clubs	Clubs in Status Quo	Total Clubs	% Status Quo Clubs in Financial Suspension	New Clubs	Cancelled Clubs	YTD Net Club Gain/ Loss	Current Members In Active Clubs	Current Members In Status Quo Clubs	Current Total Members Count	YTD Add	YTD Drop	YTD NetGrowth (includes Active and Status Quo)	YTD NetGrowth% (includes Active and Status Quo)	Member Count 12 Months Ago	Average Member Count Per Club	% of Clubs with less than 20 members	Average Cancelled Club Age	Members Lost Due to Cancelled Clubs	% of Clubs Reporting Service	% No MMR in 3 Months	% No Officer Report in 12 months	% of Clubs with balance 90+ days	Number of Zone Chairs Recorded	Number of Region Chairs Recorded	District Officers Vacancies **
124		86	0	86	0%	6	3	3	1768	0	1768	312	256	56	3.27%	1,712	21	49%	7	43	57%	29%	3%	3%	19	7	
		86	0	86	0%	6	3	3	1768	0	1768	312	256	56	3.27%	1,712	21	49%	7	43	57%	29%	3%	3%	19	7	




District Health Assessment for District 126 through June 2025

		Clubs							Membership							Member Strength		Cancellation		Reports			Finance	Leadership			
District Name	Status/ Number of Months in Status *	Active Clubs	Clubs in Status Quo	Total Clubs	% Status Quo Clubs in Financial Suspension	New Clubs	Cancelled Clubs	YTD Net Club Gain/Loss	Current Members In Active Clubs	Current Members In Status Quo Clubs	Current Total Members Count	YTD Add	YTD Drop	YTD NetGrowth (includes Active and Status Quo)	YTD NetGrowth% (includes Active and Status Quo)	Member Count 12 Months Ago	Average Member Count Per Club	% of Clubs with less than 20 members	Average Cancelled Club Age	Members Lost Due to Cancelled Clubs	% of Clubs Reporting Service	% No MMR in 3 Months	% No Officer Report in 12 months	% of Clubs with balance 90+ days	Number of Zone Chairs Recorded	Number of Region Chairs Recorded	District Officers Vacancies **
126	T(24)	57	0	57	0%	1	0	1	1122	0	1122	82	125	-43	-3.69%	1,165	20	47%	0	0	84%	32%	0%	5%	0	3	GST
		57	0	57	0%	1	0	1	1122	0	1122	82	125	-43	-3.69%	1,165	20	47%	0	0	84%	32%	0%	5%	0	3	




District Health Assessment for District 128 through June 2025

		Clubs							Membership							Member Strength		Cancellation		Reports			Finance	Leadership			
District Name	Status/ Number of Months in Status *	Active Clubs	Clubs in Status Quo	Total Clubs	% Status Quo in Financial Suspension	New Clubs	Cancelled Clubs	YTD Net Club Gain/ Loss	Current Members In Active Clubs	Current Members In Status Quo Clubs	Current Total Members Count	YTD Add	YTD Drop	YTD NetGrowth (includes Active and Status Quo)	YTD NetGrowth% (includes Active and Status Quo)	Member Count 12 Months Ago	Average Member Count Per Club	% of Clubs with less than 20 members	Average Cancelled Club Age	Members Lost Due to Cancelled Clubs	% of Clubs Reporting Service	% No MMR in 3 Months	% No Officer Report in 12 months	% of Clubs with balance 90+ days	Number of Zone Chairs Recorded	Number of Region Chairs Recorded	District Officers Vacancies **
128	P	23	1	24	100%	0	3	-3	645	1	646	52	105	-53	-7.58%	702	28	25%	38	28	67%	54%	0%	13%	4	2	
		23	1	24	100%	0	3	-3	645	1	646	52	105	-53	-7.58%	702	28	25%	38	28	67%	54%	0%	13%	4	2	




District Health Assessment for District 129 through June 2025

	Clubs								Membership							Member Strength		Cancellation		Reports			Finance	Leadership				
	Status/ District Name	Number of Months in Status *	Active Clubs	Clubs in Status Quo	Total Clubs	% Status Quo in Financial Suspension	New Clubs	Cancelled Clubs	YTD Net Club Gain/ Loss	Current Members In Active Clubs	Current Members In Status Quo Clubs	Current Total Members Count	YTD Add	YTD Drop	YTD NetGrowth (includes Active and Status Quo)	YTD NetGrowth% (includes Active and Status Quo)	Member Count 12 Months Ago	Average Member Count Per Club	% of Clubs with less than 20 members	Average Cancelled Club Age	Members Lost Due to Cancelled Clubs	% of Clubs Reporting Service	% No MMR in 3 Months	% No Officer Report in 12 months	% of Clubs with balance 90+ days	Number of Zone Chairs Recorded	Number of Region Chairs Recorded	District Officers Vacancies **
129		62	0	62	0%	2	0	2		1559	0	1559	149	121	28	1.83%	1,531	25	29%	0	0	85%	21%	0%	2%	10	2	
		62	0	62	0%	2	0	2		1559	0	1559	149	121	28	1.83%	1,531	25	29%	0	0	85%	21%	0%	2%	10	2	




District Health Assessment for District 130 through June 2025

		Clubs							Membership							Member Strength		Cancellation		Reports			Finance	Leadership			
District Name	Status/ Number of Months in Status *	Active Clubs	Clubs in Status Quo	Total Clubs	% Status Quo in Financial Suspension	New Clubs	Cancelled Clubs	YTD Net Club Gain/Loss	Current Members In Clubs	Current Members In Status Quo Clubs	Current Total Members Count	YTD Add	YTD Drop	YTD NetGrowth (includes Active and Status Quo)	YTD NetGrowth% (includes Active and Status Quo)	Member Count 12 Months Ago	Average Member Count Per Club	% of Clubs with less than 20 members	Average Cancelled Club Age	Members Lost Due to Cancelled Clubs	% of Clubs Reporting Service	% No MMR in 3 Months	% No Officer Report in 12 months	% of Clubs with balance 90+ days	Number of Zone Chairs Recorded	Number of Region Chairs Recorded	District Officers Vacancies **
130	P	39	0	39	0%	1	0	1	691	0	691	63	117	-54	-7.25%	745	18	64%	0	0	62%	49%	0%	3%	8	1	GMT
		39	0	39	0%	1	0	1	691	0	691	63	117	-54	-7.25%	745	18	64%	0	0	62%	49%	0%	3%	8	1	




District Health Assessment for District 131 through June 2025

		Clubs							Membership							Member Strength		Cancellation		Reports			Finance	Leadership			
District Name	Status/ Number of Months in Status *	Active Clubs	Clubs in Status Quo	Total Clubs	% Status Quo in Financial Suspension	New Clubs	Cancelled Clubs	YTD Net Club Gain/Loss	Current Members In Active Clubs	Current Members In Status Quo Clubs	Current Total Members Count	YTD Add	YTD Drop	YTD NetGrowth (includes Active and Status Quo)	YTD NetGrowth% (includes Active and Status Quo)	Member Count 12 Months Ago	Average Member Count Per Club	% of Clubs with less than 20 members	Average Cancelled Club Age	Members Lost Due to Cancelled Clubs	% of Clubs Reporting Service	% No MMR in 3 Months	% No Officer Report in 12 months	% of Clubs with balance 90+ days	Number of Zone Chairs Recorded	Number of Region Chairs Recorded	District Officers Vacancies **
131	P	37	0	37	0%	1	0	1	739	0	739	58	48	10	1.37%	729	20	46%	0	0	65%	38%	5%	11%	0	0	
		37	0	37	0%	1	0	1	739	0	739	58	48	10	1.37%	729	20	46%	0	0	65%	38%	5%	11%	0	0	



District Health Assessment for District 132 through June 2025

		Clubs							Membership							Member Strength		Cancellation		Reports			Finance	Leadership			
District Name	Status/ Number of Months in Status *	Active Clubs	Clubs in Status Quo	Total Clubs	% Status Quo in Financial Suspension	New Clubs	Cancelled Clubs	YTD Net Club Gain/ Loss	Current Members In Active Clubs	Current Members In Status Quo Clubs	Current Total Members Count	YTD Add	YTD Drop	YTD NetGrowth (includes Active and Status Quo)	YTD NetGrowth% (includes Active and Status Quo)	Member Count 12 Months Ago	Average Member Count Per Club	% of Clubs with less than 20 members	Average Cancelled Club Age	Members Lost Due to Cancelled Clubs	% of Clubs Reporting Service	% No MMR in 3 Months	% No Officer Report in 12 months	% of Clubs with balance 90+ days	Number of Zone Chairs Recorded	Number of Region Chairs Recorded	District Officers Vacancies **
132	P	29	0	29	0%	2	1	1	462	0	462	104	54	50	12.14%	412	16	72%	7	0	83%	31%	3%	0%	6	2	
		29	0	29	0%	2	1	1	462	0	462	104	54	50	12.14%	412	16	72%	7	0	83%	31%	3%	0%	6	2	




District Health Assessment for District 133 through June 2025

Status/ District Name of Months in Status *		Clubs							Membership							Member Strength		Cancellation		Reports			Finance	Leadership			
		Active Clubs	Clubs in Status Quo	Total Clubs	% Status Quo Clubs in Financial Suspension	New Clubs	Cancelled Clubs	YTD Net Club Gain/ Loss	Current Members In Active Clubs	Current Members In Status Quo Clubs	Current Total Members Count	YTD Add	YTD Drop	YTD NetGrowth (includes Active and Status Quo)	YTD NetGrowth% (includes Active and Status Quo)	Member Count 12 Months Ago	Average Member Count Per Club	% of Clubs with less than 20 members	Average Cancelled Club Age	Members Lost Due to Cancelled Clubs	% of Clubs Reporting Service	% No MMR in 3 Months	% No Officer Report in 12 months	% of Clubs with balance 90+ days	Number of Zone Chairs Recorded	Number of Region Chairs Recorded	District Officers Vacancies **
133		80	0	80	0%	0	8	-8	1778	0	1778	119	240	-121	-6.37%	1,899	22	54%	34	109	24%	50%	0%	4%	12	0	
		80	0	80	0%	0	8	-8	1778	0	1778	119	240	-121	-6.37%	1,899	22	54%	34	109	24%	50%	0%	4%	12	0	



District Health Assessment for District 134 through June 2025

		Clubs							Membership							Member Strength		Cancellation		Reports			Finance	Leadership			
District Name	Status/ Number of Months in Status *	Active Clubs	Clubs in Status Quo	Total Clubs	% Status Quo in Financial Suspension	New Clubs	Cancelled Clubs	YTD Net Club Gain/ Loss	Current Members In Active Clubs	Current Members In Status Quo Clubs	Current Total Members Count	YTD Add	YTD Drop	YTD NetGrowth (includes Active and Status Quo)	YTD NetGrowth% (includes Active and Status Quo)	Member Count 12 Months Ago	Average Member Count Per Club	% of Clubs with less than 20 members	Average Cancelled Club Age	Members Lost Due to Cancelled Clubs	% of Clubs Reporting Service	% No MMR in 3 Months	% No Officer Report in 12 months	% of Clubs with balance 90+ days	Number of Zone Chairs Recorded	Number of Region Chairs Recorded	District Officers Vacancies **
134	P	33	6	39	0%	11	0	11	884	132	1016	438	25	413	68.49%	603	27	18%	0	0	77%	54%	15%	15%	3	0	
		33	6	39	0%	11	0	11	884	132	1016	438	25	413	68.49%	603	31	18%	0	0	77%	54%	15%	15%	3	0	



District Health Assessment for Ident 5787 - MALTA - UND through June 2025

Status/ District Name of Months in Status *		Clubs							Membership							Member Strength		Cancellation		Reports			Finance	Leadership			
		Active Clubs	Clubs in Status Quo	Total Clubs	% Status Quo Clubs in Financial Suspension	New Clubs	Cancelled Clubs	YTD Net Club Gain/ Loss	Current Members In Active Clubs	Current Members In Status Quo Clubs	Current Total Members Count	YTD Add	YTD Drop	YTD NetGrowth (includes Active and Status Quo)	YTD NetGrowth% (includes Active and Status Quo)	Member Count 12 Months Ago	Average Member Count Per Club	% of Clubs with less than 20 members	Average Cancelled Club Age	Members Lost Due to Cancelled Clubs	% of Clubs Reporting Service	% No MMR in 3 Months	% No Officer Report in 12 months	% of Clubs with balance 90+ days	Number of Zone Chairs Recorded	Number of Region Chairs Recorded	District Officers Vacancies **
Ident 5787 - MALTA		3	0	3	0%	0	0	0	107	0	107	12	3	9	9.18%	98	36	33%	0	0	67%	33%	0%	33%	0	0	
		3	0	3	0%	0	0	0	107	0	107	12	3	9	9.18%	98	36	33%	0	0	67%	33%	0%	33%	0	0	



District Health Assessment for Ident 5795 - PRINCIPAT D'ANDORRA - UND through June 2025

Status/ District Name of Months in Status *		Clubs							Membership							Member Strength		Cancellation		Reports			Finance	Leadership			
		Active Clubs	Clubs in Status Quo	Total Clubs	% Status Quo in Financial Suspension	New Clubs	Cancelled Clubs	YTD Net Club Gain/ Loss	Current Members In Active Clubs	Current Members In Status Quo Clubs	Current Total Members Count	YTD Add	YTD Drop	YTD NetGrowth (includes Active and Status Quo)	YTD NetGrowth% (includes Active and Status Quo)	Member Count 12 Months Ago	Average Member Count Per Club	% of Clubs with less than 20 members	Average Cancelled Club Age	Members Lost Due to Cancelled Clubs	% of Clubs Reporting Service	% No MMR in 3 Months	% No Officer Report in 12 months	% of Clubs with balance 90+ days	Number of Zone Chairs Recorded	Number of Region Chairs Recorded	District Officers Vacancies **
Ident 5795 - PRINCIPAT D'ANDORRA		1	0	1	0%	0	0	0	31	0	31	1	1	0	0.00%	31	31	0%	0	0	0%	0%	0%	0%	0	0	
		1	0	1	0%	0	0	0	31	0	31	1	1	0	0.00%	31	31	0%	0	0	0%	0%	0%	0%	0	0	



District Health Assessment for Ident 5811 - BOSNIA & HERZEGOVINA - UND through June 2025

Status/ District Name of Months in Status *		Clubs							Membership							Member Strength		Cancellation		Reports			Finance	Leadership			
		Active Clubs	Clubs in Status Quo	Total Clubs	% Status Quo Clubs in Financial Suspension	New Clubs	Cancelled Clubs	YTD Net Club Gain/ Loss	Current Members In Active Clubs	Current Members In Status Quo Clubs	Current Total Members Count	YTD Add	YTD Drop	YTD NetGrowth (includes Active and Status Quo)	YTD NetGrowth% (includes Active and Status Quo)	Member Count 12 Months Ago	Average Member Count Per Club	% of Clubs with less than 20 members	Average Cancelled Club Age	Members Lost Due to Cancelled Clubs	% of Clubs Reporting Service	% No MMR in 3 Months	% No Officer Report in 12 months	% of Clubs with balance 90+ days	Number of Zone Chairs Recorded	Number of Region Chairs Recorded	District Officers Vacancies **
Ident 5811 - BOSNIA & HERZEGOVINA		4	0	4	0%	0	0	0	65	0	65	1	6	-5	-7.14%	70	16	75%	0	0	25%	75%	0%	0%	0	0	
		4	0	4	0%	0	0	0	65	0	65	1	6	-5	-7.14%	70	16	75%	0	0	25%	75%	0%	0%	0	0	



District Health Assessment for Ident 5815 - REPUBLIC OF MONTENEGRO - UND through June 2025

Status/ District Name of Months in Status *		Clubs							Membership							Member Strength		Cancellation		Reports			Finance	Leadership			
		Active Clubs	Clubs in Status Quo	Total Clubs	% Status Quo in Financial Suspension	New Clubs	Cancelled Clubs	YTD Net Club Gain/ Loss	Current Members In Active Clubs	Current Members In Status Quo Clubs	Current Total Members Count	YTD Add	YTD Drop	YTD NetGrowth (includes Active and Status Quo)	YTD NetGrowth% (includes Active and Status Quo)	Member Count 12 Months Ago	Average Member Count Per Club	% of Clubs with less than 20 members	Average Cancelled Club Age	Members Lost Due to Cancelled Clubs	% of Clubs Reporting Service	% No MMR in 3 Months	% No Officer Report in 12 months	% of Clubs with balance 90+ days	Number of Zone Chairs Recorded	Number of Region Chairs Recorded	District Officers Vacancies **
Ident 5815 - REPUBLIC OF MONTENEGRO		2	0	2	0%	0	0	0	41	0	41	2	4	-2	-4.65%	43	21	0%	0	0	50%	50%	0%	0%	0	0	
		2	0	2	0%	0	0	0	41	0	41	2	4	-2	-4.65%	43	21	0%	0	0	50%	50%	0%	0%	0	0	




District Health Assessment for Ident 5823 - REP OF TAJIKISTAN - UND through June 2025

Status/ District Name of Months in Status *		Clubs							Membership							Member Strength		Cancellation		Reports			Finance	Leadership			
		Active Clubs	Clubs in Status Quo	Total Clubs	% Status Quo in Financial Suspension	New Clubs	Cancelled Clubs	YTD Net Club Gain/ Loss	Current Members In Active Clubs	Current Members In Status Quo Clubs	Current Total Members Count	YTD Add	YTD Drop	YTD NetGrowth (includes Active and Status Quo)	YTD NetGrowth% (includes Active and Status Quo)	Member Count 12 Months Ago	Average Member Count Per Club	% of Clubs with less than 20 members	Average Cancelled Club Age	Members Lost Due to Cancelled Clubs	% of Clubs Reporting Service	% No MMR in 3 Months	% No Officer Report in 12 months	% of Clubs with balance 90+ days	Number of Zone Chairs Recorded	Number of Region Chairs Recorded	District Officers Vacancies **
Ident 5823 - REP OF TAJIKISTAN		1	0	1	0%	0	1	-1	20	0	20	0	18	-18	-47.37%	38	20	0%	2	18	100%	0%	0%	100%	0	0	
		1	0	1	0%	0	1	-1	20	0	20	0	18	-18	-47.37%	38	20	0%	2	18	100%	0%	0%	100%	0	0	



District Health Assessment for Ident 5827 - REP OF GEORGIA - UND through June 2025

 Status/ District Name of Months in Status *		Clubs							Membership							Member Strength		Cancellation		Reports			Finance		Leadership		
		Active Clubs	Clubs in Status Quo	Total Clubs	% Status Quo Clubs in Financial Suspension	New Clubs	Cancelled Clubs	YTD Net Club Gain/ Loss	Current Members In Active Clubs	Current Members In Status Quo Clubs	Current Total Members Count	YTD Add	YTD Drop	YTD NetGrowth (includes Active and Status Quo)	YTD NetGrowth% (includes Active and Status Quo)	Member Count 12 Months Ago	Average Member Count Per Club	% of Clubs with less than 20 members	Average Cancelled Club Age	Members Lost Due to Cancelled Clubs	% of Clubs Reporting Service	% No MMR in 3 Months	% No Officer Report in 12 months	% of Clubs with balance 90+ days	Number of Zone Chairs Recorded	Number of Region Chairs Recorded	District Officers Vacancies **
Ident 5827 - REP OF GEORGIA		15	0	15	0%	0	0	0	232	0	232	1	3	-2	-0.85%	234	15	47%	0	0	0%	93%	80%	0%	0	0	
		15	0	15	0%	0	0	0	232	0	232	1	3	-2	-0.85%	234	15	47%	0	0	0%	93%	80%	0%	0	0	



District Health Assessment for Ident 5831 - REP OF KYRGYZSTAN - UND through June 2025

Status/ District Name of Months in Status *		Clubs							Membership							Member Strength		Cancellation		Reports			Finance		Leadership		
		Active Clubs	Clubs in Status Quo	Total Clubs	% Status Quo in Financial Suspension	New Clubs	Cancelled Clubs	YTD Net Club Gain/ Loss	Current Members In Active Clubs	Current Members In Status Quo Clubs	Current Total Members Count	YTD Add	YTD Drop	YTD NetGrowth (includes Active and Status Quo)	YTD NetGrowth% (includes Active and Status Quo)	Member Count 12 Months Ago	Average Member Count Per Club	% of Clubs with less than 20 members	Average Cancelled Club Age	Members Lost Due to Cancelled Clubs	% of Clubs Reporting Service	% No MMR in 3 Months	% No Officer Report in 12 months	% of Clubs with balance 90+ days	Number of Zone Chairs Recorded	Number of Region Chairs Recorded	District Officers Vacancies **
Ident 5831 - REP OF KYRGYZSTAN		0	0	0	0%	0	1	-1	0	0	0	0	6	-6	-100.00%	6	0	0%	13	6	0%	0%	0%	0%	0	0	
		0	0	0	0%	0	1	-1	0	0	0	0	6	-6	-100.00%	6	0	0%	13	6	0%	0%	0%	0%	0	0	



District Health Assessment for Ident 5835 - ALBANIA - UND through June 2025

Status/ District Name Number of Months in Status *		Clubs							Membership							Member Strength		Cancellation		Reports			Finance		Leadership		
		Active Clubs	Clubs in Status Quo	Total Clubs	% Status Quo Clubs in Financial Suspension	New Clubs	Cancelled Clubs	YTD Net Club Gain/Loss	Current Members In Active Clubs	Current Members In Status Quo Clubs	Current Total Members Count	YTD Add	YTD Drop	YTD NetGrowth (includes Active and Status Quo)	YTD NetGrowth% (includes Active and Status Quo)	Member Count 12 Months Ago	Average Member Count Per Club	% of Clubs with less than 20 members	Average Cancelled Club Age	Members Lost Due to Cancelled Clubs	% of Clubs Reporting Service	% No MMR in 3 Months	% No Officer Report in 12 months	% of Clubs with balance 90+ days	Number of Zone Chairs Recorded	Number of Region Chairs Recorded	District Officers Vacancies **
Ident 5835 - ALBANIA		2	0	2	0%	0	0	0	37	0	37	1	0	1	2.78%	36	19	100%	0	0	0%	100%	50%	0%	0	0	
		2	0	2	0%	0	0	0	37	0	37	1	0	1	2.78%	36	19	100%	0	0	0%	100%	50%	0%	0	0	



District Health Assessment for Ident 5839 - BELARUS REP. - UND through June 2025

Status/ District Name of Months in Status *		Clubs							Membership							Member Strength		Cancellation		Reports			Finance		Leadership		
		Active Clubs	Clubs in Status Quo	Total Clubs	% Status Quo Clubs in Financial Suspension	New Clubs	Cancelled Clubs	YTD Net Club Gain/ Loss	Current Members In Active Clubs	Current Members In Status Quo Clubs	Current Total Members Count	YTD Add	YTD Drop	YTD NetGrowth (includes Active and Status Quo)	YTD NetGrowth% (includes Active and Status Quo)	Member Count 12 Months Ago	Average Member Count Per Club	% of Clubs with less than 20 members	Average Cancelled Club Age	Members Lost Due to Cancelled Clubs	% of Clubs Reporting Service	% No MMR in 3 Months	% No Officer Report in 12 months	% of Clubs with balance 90+ days	Number of Zone Chairs Recorded	Number of Region Chairs Recorded	District Officers Vacancies **
Ident 5839 - BELARUS REP.		0	3	3	0%	0	0	0	40	40	0	0	0	0.00%	40	0	100%	0	0	0%	100%	100%	33%	0	0		
		0	3	3	0%	0	0	0	40	40	0	0	0	0.00%	40	0	100%	0	0	0%	100%	100%	33%	0	0		



District Health Assessment for Ident 5851 - REP OF SAN MARINO - UND through June 2025

Status/ District Name Number of Months in Status *		Clubs							Membership							Member Strength		Cancellation		Reports			Finance	Leadership			
		Active Clubs	Clubs in Status Quo	Total Clubs	% Status Quo Clubs in Financial Suspension	New Clubs	Cancelled Clubs	YTD Net Club Gain/Loss	Current Members In Active Clubs	Current Members In Status Quo Clubs	Current Total Members Count	YTD Add	YTD Drop	YTD NetGrowth (includes Active and Status Quo)	YTD NetGrowth% (includes Active and Status Quo)	Member Count 12 Months Ago	Average Member Count Per Club	% of Clubs with less than 20 members	Average Cancelled Club Age	Members Lost Due to Cancelled Clubs	% of Clubs Reporting Service	% No MMR in 3 Months	% No Officer Report in 12 months	% of Clubs with balance 90+ days	Number of Zone Chairs Recorded	Number of Region Chairs Recorded	District Officers Vacancies **
Ident 5851 - REP OF SAN MARINO		1	0	1	0%	0	0	0	39	0	39	0	2	-2	-4.88%	41	39	0%	0	0	0%	0%	0%	0%	0	0	
		1	0	1	0%	0	0	0	39	0	39	0	2	-2	-4.88%	41	39	0%	0	0	0%	0%	0%	0%	0	0	



District Health Assessment for Ident 5863 - REP OF MOLDOVA - UND through June 2025

Status/ District Name		Clubs							Membership							Member Strength		Cancellation		Reports			Finance		Leadership		
		Active Clubs	Clubs in Status Quo	Total Clubs	% Status Quo Clubs in Financial Suspension	New Clubs	Cancelled Clubs	YTD Net Club Gain/Loss	Current Members In Active Clubs	Current Members In Status Quo Clubs	Current Total Members Count	YTD Add	YTD Drop	YTD NetGrowth (includes Active and Status Quo)	YTD NetGrowth% (includes Active and Status Quo)	Member Count 12 Months Ago	Average Member Count Per Club	% of Clubs with less than 20 members	Average Cancelled Club Age	Members Lost Due to Cancelled Clubs	% of Clubs Reporting Service	% No MMR in 3 Months	% No Officer Report in 12 months	% of Clubs with balance 90+ days	Number of Zone Chairs Recorded	Number of Region Chairs Recorded	District Officers Vacancies **
Ident 5863 - REP OF MOLDOVA		7	0	7	0%	0	0	0	102	0	102	2	32	-30	-22.73%	132	15	100%	0	0	0%	29%	14%	0%	0	0	
		7	0	7	0%	0	0	0	102	0	102	2	32	-30	-22.73%	132	15	100%	0	0	0%	29%	14%	0%	0	0	




District Health Assessment for Ident 5867 - PRIN OF MONACO - UND through June 2025

Status/ District Name Number of Months in Status *		Clubs							Membership							Member Strength		Cancellation		Reports			Finance	Leadership			
		Active Clubs	Clubs in Status Quo	Total Clubs	% Status Quo Clubs in Financial Suspension	New Clubs	Cancelled Clubs	YTD Net Club Gain/Loss	Current Members In Active Clubs	Current Members In Status Quo Clubs	Current Total Members Count	YTD Add	YTD Drop	YTD NetGrowth (includes Active and Status Quo)	YTD NetGrowth% (includes Active and Status Quo)	Member Count 12 Months Ago	Average Member Count Per Club	% of Clubs with less than 20 members	Average Cancelled Club Age	Members Lost Due to Cancelled Clubs	% of Clubs Reporting Service	% No MMR in 3 Months	% No Officer Report in 12 months	% of Clubs with balance 90+ days	Number of Zone Chairs Recorded	Number of Region Chairs Recorded	District Officers Vacancies **
Ident 5867 - PRIN OF MONACO		1	0	1	0%	0	0	0	34	0	34	10	11	-1	-2.86%	35	34	0%	0	0	0%	0%	0%	0%	0	0	
		1	0	1	0%	0	0	0	34	0	34	10	11	-1	-2.86%	35	34	0%	0	0	0%	0%	0%	0%	0	0	



District Health Assessment for Ident 5875 - GIBRALTAR - UND through June 2025

 Status/ District Name		Clubs							Membership							Member Strength		Cancellation		Reports			Finance	Leadership			
		Active Clubs	Clubs in Status Quo	Total Clubs	% Status Quo Clubs in Financial Suspension	New Clubs	Cancelled Clubs	YTD Net Club Gain/Loss	Current Members In Active Clubs	Current Members In Status Quo Clubs	Current Total Members Count	YTD Add	YTD Drop	YTD NetGrowth (includes Active and Status Quo)	YTD NetGrowth% (includes Active and Status Quo)	Member Count 12 Months Ago	Average Member Count Per Club	% of Clubs with less than 20 members	Average Cancelled Club Age	Members Lost Due to Cancelled Clubs	% of Clubs Reporting Service	% No MMR in 3 Months	% No Officer Report in 12 months	% of Clubs with balance 90+ days	Number of Zone Chairs Recorded	Number of Region Chairs Recorded	District Officers Vacancies **
Ident 5875 - GIBRALTAR		1	0	1	0%	0	0	0	14	0	14	0	3	-3	-17.65%	17	14	100%	0	0	100%	0%	0%	0%	0	0	
		1	0	1	0%	0	0	0	14	0	14	0	3	-3	-17.65%	17	14	100%	0	0	100%	0%	0%	0%	0	0	



District Health Assessment for Ident 5891 - REP OF LATVIA - UND through June 2025

Status/ District Name of Months in Status *		Clubs							Membership							Member Strength		Cancellation		Reports			Finance	Leadership			
		Active Clubs	Clubs in Status Quo	Total Clubs	% Status Quo Clubs in Financial Suspension	New Clubs	Cancelled Clubs	YTD Net Club Gain/ Loss	Current Members In Active Clubs	Current Members In Status Quo Clubs	Current Total Members Count	YTD Add	YTD Drop	YTD NetGrowth (includes Active and Status Quo)	YTD NetGrowth% (includes Active and Status Quo)	Member Count 12 Months Ago	Average Member Count Per Club	% of Clubs with less than 20 members	Average Cancelled Club Age	Members Lost Due to Cancelled Clubs	% of Clubs Reporting Service	% No MMR in 3 Months	% No Officer Report in 12 months	% of Clubs with balance 90+ days	Number of Zone Chairs Recorded	Number of Region Chairs Recorded	District Officers Vacancies **
Ident 5891 - REP OF LATVIA		3	0	3	0%	0	3	-3	21	0	21	1	14	-13	-38.24%	34	7	100%	23	9	0%	100%	0%	0%	0	0	
		3	0	3	0%	0	3	-3	21	0	21	1	14	-13	-38.24%	34	7	100%	23	9	0%	100%	0%	0%	0	0	




District Health Assessment for Ident 5911 - REPUBLIC OF KOSOVO - UND through June 2025

Status/ District Name of Months in Status *		Clubs							Membership							Member Strength		Cancellation		Reports			Finance	Leadership			
		Active Clubs	Clubs in Status Quo	Total Clubs	% Status Quo Clubs in Financial Suspension	New Clubs	Cancelled Clubs	YTD Net Club Gain/ Loss	Current Members In Active Clubs	Current Members In Status Quo Clubs	Current Total Members Count	YTD Add	YTD Drop	YTD NetGrowth (includes Active and Status Quo)	YTD NetGrowth% (includes Active and Status Quo)	Member Count 12 Months Ago	Average Member Count Per Club	% of Clubs with less than 20 members	Average Cancelled Club Age	Members Lost Due to Cancelled Clubs	% of Clubs Reporting Service	% No MMR in 3 Months	% No Officer Report in 12 months	% of Clubs with balance 90+ days	Number of Zone Chairs Recorded	Number of Region Chairs Recorded	District Officers Vacancies **
Ident 5911 - REPUBLIC OF KOSOVO		7	0	7	0%	2	0	2	115	0	115	45	31	14	13.86%	101	16	100%	0	0	29%	43%	0%	57%	0	0	
		7	0	7	0%	2	0	2	115	0	115	45	31	14	13.86%	101	16	100%	0	0	29%	43%	0%	57%	0	0	



District Health Assessment for Ident 5915 - ARMENIA - UND through June 2025

 Status/ District Name of Months in Status *		Clubs							Membership							Member Strength		Cancellation		Reports			Finance	Leadership			
		Active Clubs	Clubs in Status Quo	Total Clubs	% Status Quo Clubs in Financial Suspension	New Clubs	Cancelled Clubs	YTD Net Club Gain/ Loss	Current Members In Active Clubs	Current Members In Status Quo Clubs	Current Total Members Count	YTD Add	YTD Drop	YTD NetGrowth (includes Active and Status Quo)	YTD NetGrowth% (includes Active and Status Quo)	Member Count 12 Months Ago	Average Member Count Per Club	% of Clubs with less than 20 members	Average Cancelled Club Age	Members Lost Due to Cancelled Clubs	% of Clubs Reporting Service	% No MMR in 3 Months	% No Officer Report in 12 months	% of Clubs with balance 90+ days	Number of Zone Chairs Recorded	Number of Region Chairs Recorded	District Officers Vacancies **
Ident 5915 - ARMENIA		2	3	5	0%	0	0	0	16	27	43	16	0	16	59.26%	27	8	100%	0	0	0%	60%	60%	60%	0	0	
		2	3	5	0%	0	0	0	16	27	43	16	0	16	59.26%	27	22	100%	0	0	0%	60%	60%	60%	0	0	




District Health Assessment for Ident 5931 - BULGARIA - UND through June 2025

Status/ District Name of Months in Status *		Clubs							Membership							Member Strength		Cancellation		Reports			Finance	Leadership			
		Active Clubs	Clubs in Status Quo	Total Clubs	% Status Quo Clubs in Financial Suspension	New Clubs	Cancelled Clubs	YTD Net Club Gain/ Loss	Current Members In Active Clubs	Current Members In Status Quo Clubs	Current Total Members Count	YTD Add	YTD Drop	YTD NetGrowth (includes Active and Status Quo)	YTD NetGrowth% (includes Active and Status Quo)	Member Count 12 Months Ago	Average Member Count Per Club	% of Clubs with less than 20 members	Average Cancelled Club Age	Members Lost Due to Cancelled Clubs	% of Clubs Reporting Service	% No MMR in 3 Months	% No Officer Report in 12 months	% of Clubs with balance 90+ days	Number of Zone Chairs Recorded	Number of Region Chairs Recorded	District Officers Vacancies **
Ident 5931 - BULGARIA		9	0	9	0%	0	0	0	221	0	221	21	9	12	5.74%	209	25	22%	0	0	78%	22%	0%	11%	0	0	
		9	0	9	0%	0	0	0	221	0	221	21	9	12	5.74%	209	25	22%	0	0	78%	22%	0%	11%	0	0	



District Health Assessment for Ident 5935 - SERBIA - UND through June 2025

<div></div> <div>Status/ District Name of Months in Status *</div>		Clubs							Membership							Member Strength		Cancellation		Reports			Finance	Leadership			
		Active Clubs	Clubs in Status Quo	Total Clubs	% Status Quo Clubs in Financial Suspension	New Clubs	Cancelled Clubs	YTD Net Club Gain/ Loss	Current Members In Active Clubs	Current Members In Status Quo Clubs	Current Total Members Count	YTD Add	YTD Drop	YTD NetGrowth (includes Active and Status Quo)	YTD NetGrowth% (includes Active and Status Quo)	Member Count 12 Months Ago	Average Member Count Per Club	% of Clubs with less than 20 members	Average Cancelled Club Age	Members Lost Due to Cancelled Clubs	% of Clubs Reporting Service	% No MMR in 3 Months	% No Officer Report in 12 months	% of Clubs with balance 90+ days	Number of Zone Chairs Recorded	Number of Region Chairs Recorded	District Officers Vacancies **
Ident 5935 - SERBIA		4	0	4	0%	0	1	-1	53	0	53	15	18	-3	-5.36%	56	13	75%	5	7	50%	0%	0%	0%	0	0	
		4	0	4	0%	0	1	-1	53	0	53	15	18	-3	-5.36%	56	13	75%	5	7	50%	0%	0%	0%	0	0	



District Health Assessment for Ident 5951 - KAZAKHSTAN - UND through June 2025

Status/ District Name		Clubs							Membership							Member Strength		Cancellation		Reports			Finance		Leadership		
		Active Clubs	Clubs in Status Quo	Total Clubs	% Status Quo Clubs in Financial Suspension	New Clubs	Cancelled Clubs	YTD Net Club Gain/Loss	Current Members In Active Clubs	Current Members In Status Quo Clubs	Current Total Members Count	YTD Add	YTD Drop	YTD NetGrowth (includes Active and Status Quo)	YTD NetGrowth% (includes Active and Status Quo)	Member Count 12 Months Ago	Average Member Count Per Club	% of Clubs with less than 20 members	Average Cancelled Club Age	Members Lost Due to Cancelled Clubs	% of Clubs Reporting Service	% No MMR in 3 Months	% No Officer Report in 12 months	% of Clubs with balance 90+ days	Number of Zone Chairs Recorded	Number of Region Chairs Recorded	District Officers Vacancies **
Ident 5951 - KAZAKHSTAN		1	0	1	0%	0	0	0	26	0	26	11	6	5	23.81%	21	26	0%	0	0	0%	0%	0%	0%	0	0	
		1	0	1	0%	0	0	0	26	0	26	11	6	5	23.81%	21	26	0%	0	0	0%	0%	0%	0%	0	0	

* - District Status: P - Provisional, T - Transitional.
** - District Officers Vacancies: DG - District Governor, 1st VDG - First Vice District Governor, 2nd VDG - Second Vice District Governor.